



CEDIS

Circular Economy in Digital Storytelling

Set of Tools



**Co-funded by
the European Union**


Funded by the European Union. Views and opinions expressed are however those of the author(s) only and do not necessarily reflect those of the European Union or the European Education and Culture Executive Agency (EACEA). Neither the European Union nor EACEA can be held responsible for them.

Index

1. Book Creator.....	3
2. Adobe Spark.....	4
3. Microsoft PowerPoint.....	5
4. Storybird.....	6
5. Twine.....	7
6. WeVideo.....	8
7. Toonly.....	10
8. StoryMapJS.....	11
9. Animoto.....	12
10. ThingLink.....	14
11. Canva.....	15
12. Genially.....	16
13. Prezi.....	17
14. Mentimeter.....	19
15. Go!Animate (Vyond).....	20
16. MakeBeliefsComix.....	21
17. Vev.....	22
18. CreAPPcuentos.....	23
19. Sway.....	24
20. StoryJumper.....	26
21. Pixton.....	27
22. Buncee.....	1
23. Storyboard That.....	1
24. Animaker.....	1
25. Powtoon.....	1
26. Haiku Deck.....	1
27. Lumen5.....	1
28. Adobe Express.....	1
29. Nearpod.....	1
30. Flipsnack.....	1


1. Book Creator

Name	Book Creator
Description (up to 500 characters)	Book Creator is a versatile and user-friendly app that allows users to create interactive e-books, comics, presentations and more. The app is available for both iOS and Android and offers an intuitive user interface that is accessible to children, teenagers and adults alike.
Keywords	Creativity, interactivity, teamwork
Language(s)	English, German, Spanish, French, Portuguese, Italian, Dutch, Chinese, Japanese, Korean, Russian, Arabic, Turkish, Swedish, Norwegian, Danish, Finnish, Polish, Hungarian, Czech, Greek and Hebrew
Best suited for (name comma-separated tasks that can be achieved with the use of this tool)	The "Book Creator" app is suitable for a broad target group and can be used by different user groups in different contexts. For example, students of all ages can use the app to create their own stories, design presentations, document project work and create multimedia reports, or teachers can use Book Creator to create interactive learning materials; e-books, comics, presentation, graphic novel, travel diaries
Ease of use (provide a rating of 1 = very easy to use, 5 = extremely hard to use)	2 It has a user-friendly interface, templates and instructions, interactive tutorials and a

	support team that you can contact if you have any questions.
Price (put 0 for a free tool)	Initially, the tool can be used free of charge. The free version has limited options and the user can create a maximum of 40 books. The premium package costs 10 euros per month. There is also a discount for education for a premium subscription.
Logo of the tool	
Link	https://bookcreator.com/


2. Adobe Spark

Name	Adobe Spark
Description (up to 500 characters)	Adobe Spark is a user-friendly platform for creating graphics, websites and videos. With a variety of templates and intuitive tools, users can quickly and easily create appealing multimedia content.
Keywords	Graphic design, web design, video editing, presentations, creativity
Language(s)	Adobe Spark is available in a wide range of languages, including English, German, Spanish, French, Italian, Portuguese, Chinese, Japanese, Arabic and many more.
Best suited for (name comma-separated tasks that can be achieved with the use of this tool)	Social media graphics, blog posts, school presentations, digital storytelling projects, advertising materials


Ease of use (provide a rating of 1 = very easy to use, 5 = extremely hard to use)	2 There is an intuitive user interface and a variety of templates that simplify the creation process. There are simple editing tools without requiring extensive technical knowledge. Some more advanced features require a short learning curve.
Price (put 0 for a free tool)	Adobe Spark offers a free version with limited functions as well as paid subscriptions with extended functions.
Logo of the tool	
Link	https://blog.adobe.com/de/topics/spark

3. Microsoft PowerPoint


Name	Microsoft PowerPoint
Description (up to 500 characters)	Microsoft PowerPoint is a widely used presentation software that can also be used in a variety of ways in the field of digital storytelling. With its extensive functions for creating slides, adding text, images, graphics, audio and video elements, PowerPoint offers an intuitive platform for telling stories visually. With the possibility of animation, transitions and interactivity,

	storytellers can visualise complex ideas and involve the audience in their stories.
Keywords	Presentations, slides, animations
Language(s)	PowerPoint is available in all common languages.
Best suited for (name comma-separated tasks that can be achieved with the use of this tool)	Microsoft PowerPoint is a versatile presentation tool that is ideal for a wide range of users and use cases. Presentations, slide layouts, texts, images, graphics, tables, diagrams, animations, interactive content, multimedia elements
Ease of use (provide a rating of 1 = very easy to use, 5 = extremely hard to use)	3 As more advanced features such as creating custom animations and designing interactive presentations require a certain learning curve and additional time to master them effectively.
Price (put 0 for a free tool)	Microsoft PowerPoint is available in different versions, including as part of the Microsoft Office suite and as a standalone subscription to Microsoft 365. Prices vary by country, currency, current offer and licence terms.
Logo of the tool	
Link	https://www.microsoft.com/de-de/microsoft-365/powerpoint?market=de

4. Storybird


Name	Storybird
Description (up to 500 characters)	Storybird is a creative platform that allows users to create their own stories with beautiful illustrations. Through a variety of images from artists, users can develop their own narratives and share them with others.
Keywords	Creativity, illustrations, storytelling
Language(s)	Storybird is available in all common languages.
Best suited for (name comma-separated tasks that can be achieved with the use of this tool)	Teachers and educators: Storybird enables teachers to integrate creative writing projects into their lessons by providing students with a motivating way to improve their language and writing skills.
Ease of use (provide a rating of 1 = very easy to use, 5 = extremely hard to use)	2 Storybird is relatively user-friendly and intuitive to use, even for people with no previous experience. The platform offers a variety of tools and templates that allow users to easily create their own stories. Storybird's ease of use makes it accessible to people of all ages and educational levels.
Price (put 0 for a free tool)	Storybird offers both a free version and paid subscriptions with extended functions. The costs for the paid subscriptions can vary depending on the functions and duration of use.
Logo of the tool	
Link	https://storybird.com/

5. Twine

Name	Twine
Description (up to 500 characters)	Twine is an open source platform for the creation of interactive stories and text-based games. It allows users to create hypertext stories in which readers can make decisions and influence the course of the plot.
Keywords	Interactive stories, text-based games
Language(s)	English
Best suited for (name comma-separated tasks that can be achieved with the use of this tool)	Teenagers and young adults: Twine can be an attractive platform for teenagers and young adults who would like to develop creative stories and play interactive games.
Ease of use (provide a rating of 1 = very easy to use, 5 = extremely hard to use)	2 Twine offers a user-friendly interface and uses a simple markup language that allows non-programmers to create and share interactive stories.
Price (put 0 for a free tool)	0
Logo of the tool	
Link	https://twinery.org/


6. WeVideo

Name	WeVideo

Description (up to 500 characters)	WeVideo is a cloud-based video editing platform for web, mobile, Windows and MacOS that empowers users to create professional-quality videos with ease. Offering a range of editing tools and collaboration features, WeVideo simplifies the video creation process for individuals and teams.
Keywords	Video editing, Cloud-based, Collaboration
Language(s)	WeVideo is available in multiple languages, including English, Spanish, French, German, Italian, Portuguese, and more, making it accessible to users worldwide.
Best suited for (name comma-separated tasks that can be achieved with the use of this tool)	WeVideo is ideal for tasks such as creating marketing videos, educational content, social media clips, and personal projects. It caters to a diverse range of users, from students and educators to businesses and content creators.
Ease of use (provide a rating of 1 = very easy to use, 5 = extremely hard to use)	2 WeVideo offers a user-friendly interface with intuitive drag-and-drop functionality, making it accessible even to beginners. Its straightforward editing tools and extensive library of templates and stock media further enhance usability.
Price (put 0 for a free tool)	WeVideo offers various pricing plans, including a free version with limited features and paid subscriptions starting at \$4.99 per month. Pricing depends on factors such as storage capacity, video quality, and collaboration options.
Logo of the tool	
Link	https://www.wevideo.com/


7. Toonly

Name	Toonly
Description (up to 500 characters)	Toonly is a user-friendly animation software designed for creating engaging and professional animated videos without the need for extensive technical skills. With a vast library of characters, props, and backgrounds, Toonly enables users to bring their stories to life through customizable animations.
Keywords	Animation, User-friendly, Customizable
Language(s)	Toonly is primarily available in English, catering to a global audience.
Best suited for (name comma-separated tasks that can be achieved with the use of this tool)	Toonly is best suited for tasks such as creating explainer videos, animated presentations, and promotional content. It is widely used by businesses, educators, and marketers to convey information in a visually appealing and engaging manner.
Ease of use (provide a rating of 1 = very easy to use, 5 = extremely hard to use)	1 Toonly offers a simple and intuitive interface with drag-and-drop functionality, allowing users to create animations effortlessly. Its pre-made templates and ready-to-use assets streamline the animation process, making it accessible to users with varying levels of experience.
Price (put 0 for a free tool)	Toonly operates on a subscription-based model, with pricing starting at \$39 per month for the standard plan. There is no free version available, but Toonly offers a 30-day money-back guarantee for new users.

Logo of the tool	
Link	https://www.voomly.com/toonly


8. StoryMapJS

Name	StoryMapJS
Description (up to 500 characters)	StoryMapJS is a web-based tool for creating interactive, multimedia-rich story maps that combine maps, images, videos, and narrative text to tell compelling stories. It offers a user-friendly interface and customization options to craft immersive digital narratives.
Keywords	Interactive, Multimedia, Storytelling
Language(s)	StoryMapJS primarily supports English, but users can create content in any language by inputting their own text and media.
Best suited for (name comma-separated tasks that can be achieved with the use of this tool)	StoryMapJS is ideal for creating interactive storytelling experiences, educational presentations, historical tours, and geographical narratives. It is commonly used by educators, journalists, museums, and organisations to engage audiences with spatially-oriented content.
Ease of use	2

(provide a rating of 1 = very easy to use, 5 = extremely hard to use)	StoryMapJS provides intuitive tools for creating and editing story maps, with straightforward features for adding content and configuring map settings. While some familiarity with map-based interfaces may be beneficial, users without technical expertise can still create compelling narratives with ease.
Price (put 0 for a free tool)	StoryMapJS is free to use for individuals and organisations, with no subscription fees or premium versions. Users can access all features and resources without any cost, making it accessible to a wide range of users.
Logo of the tool	
Link	https://storymap.knightlab.com/


9. Animoto

Name	Animoto
Description (up to 500 characters)	Animoto is a cloud-based video creation platform that enables users to easily produce professional-quality videos using customizable templates, music, and multimedia content. It simplifies the video creation process for individuals and businesses, offering tools for creating marketing videos, slideshows, and more.

Keywords	Video creation, Templates, Multimedia
Language(s)	Animoto primarily supports English, but users can create content in any language by adding their own text and media.
Best suited for (name comma-separated tasks that can be achieved with the use of this tool)	Animoto is best suited for tasks such as creating marketing videos, social media content, slideshows, and presentations. It is commonly used by businesses, educators, photographers, and marketers to showcase products, share stories, and engage audiences.
Ease of use (provide a rating of 1 = very easy to use, 5 = extremely hard to use)	2 Animoto provides a user-friendly interface with drag-and-drop functionality, allowing users to create videos quickly and effortlessly. Its pre-designed templates and customizable themes streamline the video creation process, making it accessible to users with minimal technical skills.
Price (put 0 for a free tool)	Animoto offers a range of pricing plans, including a free version with limited features and paid subscriptions starting at \$5 per month. Pricing depends on factors such as video quality, storage capacity, and access to premium templates and music.
Logo of the tool	
Link	https://animoto.com/


10. ThingLink

Name	ThingLink
Description (up to 500 characters)	ThingLink is an interactive media platform that allows users to create and share immersive content by adding interactive hotspots to images, videos, and 360-degree media. It enhances engagement by enabling viewers to explore and interact with content in a dynamic and informative way
Keywords	Interactive media, Hotspots, Immersive
Language(s)	ThingLink supports multiple languages, including English, Spanish, French, German, Italian, Portuguese, and more, catering to a diverse global audience.
Best suited for (name comma-separated tasks that can be achieved with the use of this tool)	ThingLink is best suited for tasks such as creating interactive presentations, virtual tours, educational content, and marketing materials. It is commonly used by educators, marketers, publishers, and content creators to engage audiences and convey information effectively.
Ease of use (provide a rating of 1 = very easy to use, 5 = extremely hard to use)	2 ThingLink offers an intuitive interface with drag-and-drop functionality, allowing users to add interactive elements seamlessly. Its user-friendly editor and extensive library of customizable hotspots make it accessible to users with varying levels of technical expertise.
Price (put 0 for a free tool)	ThingLink offers a range of pricing plans, including a free version with basic features and paid subscriptions starting at \$20 per month. Pricing varies based on factors such as usage limits, branding options, and access to premium features.

Logo of the tool	
Link	https://www.thinglink.com/


11. Canva

Name	Canva
Description (up to 500 characters)	Canva is a user-friendly graphic design tool that enables users to create visually appealing content ranging from social media graphics to presentations. It offers a vast library of templates, images, fonts, and design elements. Canva supports collaboration, allowing teams to work together in real-time. Its accessibility across devices and platforms makes it a go-to solution for both beginners and professionals looking to enhance their digital content.
Keywords	design, collaboration, templates, accessibility, creativity
Language(s)	the tool is supported in multiple languages, including English, German, Spanish, Polish, Italian, French
Best suited for	creating creative projects, creating presentations, creating posters, creating infographics, creating short videos, graphic design, photo editing, creating educational resources

(name comma-separated tasks that can be achieved with the use of this tool)	
Ease of use (provide a rating of 1 = very easy to use, 5 = extremely hard to use)	1
Price (put 0 for a free tool)	the tool can be used for free, but the PRO version is chargeable (the fee is \$119.99 per year per person)
Logo of the tool	
Link	https://www.canva.com/

12. Genially

Name	Genially
Description (up to 500 characters)	Genially is a versatile online platform designed for creating interactive and visually appealing digital content, including presentations, infographics, and educational materials. It offers a wide array of multimedia integration options, customizable templates, and collaboration features, making it ideal for educators, marketers, and professionals seeking to enhance audience engagement. With its user-friendly interface

	and analytics capabilities, Genially empowers users to craft dynamic content that captivates and informs.
Keywords	interactivity, multimedia integration, templates, collaboration, analytics
Language(s)	English, Spanish, French, Portuguese, Italian, German
Best suited for (name comma-separated tasks that can be achieved with the use of this tool)	creating interactive online presentations, creating infographics, creating videos, gamification, interactive pictures, creating newsletters
Ease of use (provide a rating of 1 = very easy to use, 5 = extremely hard to use)	2
Price (put 0 for a free tool)	0
Logo of the tool	
Link	https://genial.ly/

13. Prezi


Name	Prezi

Description (up to 500 characters)	Prezi is a dynamic presentation tool that reimagines how stories and ideas are shared. Unlike traditional slide-based software, Prezi uses a zoomable canvas, allowing presenters to navigate through topics non-linearly, creating a more engaging and memorable storytelling experience. Its visual-centric approach supports rich media integration, from images and videos to graphs, making complex ideas easier to understand. Collaboration features enable teams to co-create and edit presentations in real-time, fostering creativity and ensuring a cohesive narrative flow.
Keywords	interactive presentations, visual storytelling, collaboration, zoomable user interface, non-linear navigation
Language(s)	Prezi is available in multiple languages, allowing users to create presentations in their native language
Best suited for (name comma-separated tasks that can be achieved with the use of this tool)	creating infographics, creating dynamic online presentations, creating collaborative projects, interactive storytelling, visual brainstorming, training sessions, educational lectures
Ease of use (provide a rating of 1 = very easy to use, 5 = extremely hard to use)	2
Price (put 0 for a free tool)	Basic version: \$0/month Standard version: \$5/month Plus version: \$12/month Premium version: \$16/month 14-day free trial period possible

Logo of the tool	
Link	https://prezi.com/


14. Mentimeter

Name	Mentimeter
Description (up to 500 characters)	Mentimeter is an interactive presentation tool that excels in storytelling by engaging audiences through real-time feedback and interactive quizzes. It allows presenters to wrap interactive elements into their narratives, creating dynamic and participatory storytelling experiences. Users can incorporate polls, questions, and slides, encouraging audience participation and making the story more relatable and memorable. This tool transforms passive listeners into active participants, enriching the storytelling process with diverse perspectives and instant engagement.
Keywords	audience engagement, real-time polling, interactive presentations, feedback collection, quiz and survey creation

Language(s)	English, Spanish, French, German, Dutch, Portuguese, Swedish, among others
Best suited for (name comma-separated tasks that can be achieved with the use of this tool)	creating interactive presentations, actively engaging the audience, getting real-time feedback, brainstorming sessions, workshop activities quizzes, Q&A sessions
Ease of use (provide a rating of 1 = very easy to use, 5 = extremely hard to use)	3
Price (put 0 for a free tool)	Free version: \$0/month Basic version: \$11.99/month Pro version: \$24.99/month Premium version: \$16/month
Logo of the tool	
Link	https://www.mentimeter.com/


15. Go!Animate (Vyond)

Name	Go! Animate

Description (up to 500 characters)	Go! Animate is a tool that allows you to create animated videos in a very appealing way and in a very short time. You need to create a free user account and then choose the type of scenery, characters, special effects, music, sound effects, etc. The lines are available in several languages, you can turn the text into a voice, the character says what you've written or you can record your own voice using the microphone. The end result can be saved on your computer or shared on Facebook, YouTube, Twitter and by e-mail. The interface is in English.
Keywords	Accessible characters; realistic movements;
Language(s)	English
Best suited for (name comma-separated tasks that can be achieved with the use of this tool)	Customized scenario-based training
Ease of use (provide a rating of 1 = very easy to use, 5 = extremely hard to use)	1
Price (put 0 for a free tool)	23 euros
Logo of the tool	
Link	https://www.vyond.com/solutions/training-and-learning-videos/


16. MakeBeliefsComix

Name	MakeBeliefsComix

Description (up to 500 characters)	Make Beliefs Comix offers a library of fantastic, free ebooks for SEL. The library hosted by Make Beliefs Comix contains fillable PDFs that you can download for free.
Keywords	Younger students; creative writing
Language(s)	English
Best suited for (name comma-separated tasks that can be achieved with the use of this tool)	Young people
Ease of use (provide a rating of 1 = very easy to use, 5 = extremely hard to use)	1
Price (put 0 for a free tool)	0
Logo of the tool	 The logo for Make Beliefs Comix features the text "MAKE BELIEFS COMIX" in a stylized, colorful font. Below it, in smaller text, is "OUR MISSION: EMPOWERING YOU TO EXPRESS YOUR IDEAS & STORIES IN COMIX!" and "CREATED BY BILL ZIMMERMAN".
Link	https://makebeliefscomix.com/


17. Vev

Name	Vev
Description (up to 500 characters)	The best stories on the web are experiences. Discover how to bring narratives to life through immersive visual media, data visualization, and animations. Vev makes it easy to work storytelling visualization into any piece of digital content—without writing a line of code. Customize Vev's pre-coded design elements and animations to craft your own visual story.
Keywords	Immersive visual media
Language(s)	English

Best suited for (name comma-separated tasks that can be achieved with the use of this tool)	Interactive landing pages and product pages, to reports, articles and modular content.
Ease of use (provide a rating of 1 = very easy to use, 5 = extremely hard to use)	1
Price (put 0 for a free tool)	0
Logo of the tool	
Link	https://www.vev.design/


18. CreAPPcuentos

Name	CreAPPcuentos
Description (up to 500 characters)	<p>This application allows you to create your own story and become the protagonist of your adventures!</p> <p>You can:</p> <ul style="list-style-type: none"> - Choose a background for your story. - Use stickers to bring your creation to life. - Mix characters and objects from different sticker packs. - Make up a story: Write and edit text in different sizes and colours and place them wherever you want.

	<ul style="list-style-type: none"> - Add audio: Record your own narration or use sounds from the app's library. - Create as many pages as you want; change their order and browse through existing pages.
Keywords	CreAPPCuentos ipad story
Language(s)	Spanish
Best suited for (name comma-separated tasks that can be achieved with the use of this tool)	Creating stories. Create digital stories. Encourage pupils' creativity. To increase pupils' knowledge of digital skills.
Ease of use (provide a rating of 1 = very easy to use, 5 = extremely hard to use)	Users of the application agree that it is very easy and intuitive to use. You don't need to have extensive knowledge of digital skills.
Price (put 0 for a free tool)	Free
Logo of the tool	
Link	https://apps.apple.com/es/app/creappcuentos/id777978879


19. Sway

Name	Sway
Description (up to 500 characters)	<p>Sway is a digital storytelling application that will help you create professional, interactive layouts in just minutes for images, text, videos and other multimedia files. It is a microsoft application.</p> <p>With this application you can:</p> <ul style="list-style-type: none"> - Create digital content - Transform photos, videos, audio files, graphics, tweets and other elements into an elegant format and design to share with students, teachers and parents. <p>Parents and others can view Sways on any device if a link is sent to them.</p>
Keywords	Digital storytelling, digital content, education, parents, multimedia
Language(s)	Spanish
Best suited for (name comma-separated tasks that can be achieved with the use of this tool)	Students will be able to use it for presentations, and it is also a suitable medium for teachers to use. The compatibility with other Microsoft applications can also be highlighted, so that interesting synergies can be created.
Ease of use (provide a rating of 1 = very easy to use, 5 = extremely hard to use)	Sway is an easy-to-use tool, but there is a learning curve.
Price (put 0 for a free tool)	Free for individuals
Logo of the tool	

	
Link	https://sway.cloud.microsoft/

20. StoryJumper


Name	StoryJumper
Description (up to 500 characters)	<p>StoryJumper helps you share the stories in your heart and mind - both with those around you and across the world.</p> <p>Becoming a published author helps you make a real impact, leave a legacy, and share engaging stories people will love.</p> <p>With StoryJumper, you transform your ideas into reality - in a lasting, impactful way!</p> <p>We can make digital stories from a window that appears in the application and offers us several models of books so that we can choose the template that best suits our story.</p> <p>It has scene tools, you can add text and illustrations. We can also add our own narration to the story.</p>
Keywords	Story, narration , digital stories, books
Language(s)	English

Best suited for (name comma-separated tasks that can be achieved with the use of this tool)	very interesting website to work on the creation of stories. Allows you to publish your own storybooks. Tell Your Story in multimedia format.
Ease of use (provide a rating of 1 = very easy to use, 5 = extremely hard to use)	Easy to use
Price (put 0 for a free tool)	No cost to use StoryJumper online.
Logo of the tool	
Link	https://www.storyjumper.com/

21. Pixton

Name	pixton
Description (up to 500 characters)	Pixton is an online tool for creating creative characters and comics. It can be used to reinforce the contents related to the different areas of knowledge of the educational curriculum that encompasses the stages of Primary Education and above. In addition to


	<p>reinforcing knowledge, this application helps to broaden knowledge and to evaluate the contents worked on from a global perspective.</p> <p>The tool offers several input options: for teachers, for students, for parents and for businesses.</p> <p>Pixton provides several options to start creating. Either starting from a comic background with a theme or even starting with the creation of the characters. So it offers different themes and story design ideas, providing a wide range of modification and editing options. It also offers the choice of adding your own images.</p> <p>Pixton is recommended for ages from primary school upwards. It has a wide range of use in different curricular subjects as it can be worked on in a globalised way.</p>
Keywords	Comic, storyboard, story, education
Language(s)	Spanish, English and French
Best suited for (name comma-separated tasks that can be achieved with the use of this tool)	Create a storyboard or comic, lay out the comic in any form or start it through a template, combine image and text, dialogue and speech bubbles with numerous choices of format and colour, options for designing characters with expressions and accessories, team comics, alternatives for organising a comic with your own images and personalisation, possibility of sharing with families and friends.
Ease of use (provide a rating of 1 = very easy to use, 5 = extremely hard to use)	The first time we use the tool, we will need several sessions to understand how it works, once the students learn how to use it, it will only take a few minutes of class time to get it up and running.

Price (put 0 for a free tool)	The tool is not free, but it does have a period of time in which we are allowed to try it out free of charge. Once the trial period is over, payment must be made in order to continue enjoying all the options it offers.
Logo of the tool	
Link	https://www-es.pixton.com

22. Buncee


Name	Buncee
Description (up to 500 characters)	<p>Buncee is a web-based content creation & presentation tool for education. From digital stories, to engaging lessons and projects, the creation possibilities are endless.</p> <p>Featuring an easy-to-use drag and drop interface, thousands of unique graphics and animations, and countless creation tools, Buncee makes it easy to create fun and engaging multimedia based content, such as lessons, projects, activities, portfolios, newsletters, presentations, and more! With unlimited possibilities for bringing learning to life, Buncee is a powerful solution for all users across the schoolhouse.</p>

	<p>Within the application, educators also have access to classroom-ready templates, as well as Buncee Ideas Lab - which features a variety of tips, tutorials, and template activities, making it easy for classrooms to innovate learning at school - anytime, anywhere, and for nearly anything. With 1000+ templates, and 300+ ideas to choose from, educators can quickly create lessons and class materials, so they can spend more time teaching.</p> <p>Buncee is a simple yet powerful tool for your school. With Buncee, educators and administrators know they have all the resources on hand to personalize instruction and achieve their learning goals with ease.</p>
Keywords	Educators, creation, students, communication tool, multimedia, sharing Ideas.
Language(s)	English
Best suited for (name comma-separated tasks that can be achieved with the use of this tool)	Buncee is for -Creativity -Communication -Critical Thinking -Communication -Inspiring Student Voice -Preparing students to be Future-Ready -Design -Note-Taking -Building School Culture -Digital Storytelling -Makerspace -Reflection -Flipping Classrooms

	-Differentiating Instruction -Alternate Assessments -Sharing Ideas
Ease of use (provide a rating of 1 = very easy to use, 5 = extremely hard to use)	easy-to-use
Price (put 0 for a free tool)	It is not free. It has a 30-day free trial.
Logo of the tool	
Link	https://app.edu.buncee.com/


23. Storyboard That

Name	Storyboard That
Description (up to 500 characters)	Storyboard That is an online storyboarding tool that makes it easy to create storyboards even without being an artist. Users can create digital stories using images, text, and storyboard templates. It's suitable for various projects, including graphic novels, comics, and video planning.
Keywords	Storyboarding, templates, digital storytelling, creativity.
Language(s)	English (and other languages).
Best suited for	Planning narratives, visualizing scenes, and teaching storytelling concepts.

(name comma-separated tasks that can be achieved with the use of this tool)	
Ease of use (provide a rating of 1 = very easy to use, 5 = extremely hard to use)	2 (Moderately easy to use).
Price (put 0 for a free tool)	Storyboard That offers various pricing plans, including a free version with limited features and paid subscriptions for per month and annually.
Logo of the tool	
Link	https://www.storyboardthat.com/purchase


24. Animaker

Name	Animaker
Description (up to 500 characters)	Animaker is an online AI animation generator and video maker. It allows non-designers and professionals to create animation and live-action videos. With Animaker, you can produce studio-quality video content easily.
Keywords	Animation, video creation, AI-powered, non-designers.
Language(s)	English (and other languages).
Best suited for (name comma-separated tasks that can be achieved with the use of this tool)	Creating animated educational videos, presentations, and engaging content.
Ease of use	2 (Moderately easy to use).

(provide a rating of 1 = very easy to use, 5 = extremely hard to use)	
Price (put 0 for a free tool)	Free and paid versions with premium features available.
Logo of the tool	
Link	https://www.animaker.com


25. Powtoon

Name	Powtoon
Description (up to 500 characters)	Powtoon is an online platform that allows users to create animated videos and presentations using ready-made templates, characters and visual effects. It is widely used in education, marketing and training contexts to communicate ideas in an engaging and visual way.
Keywords	Animation, video creation, presentations, storytelling, creativity
Language(s)	English, Spanish, French, German, Portuguese and other languages
Best suited for (name comma-separated tasks that can be achieved with the use of this tool)	Animated presentations, explainer videos, digital storytelling, educational videos, project presentations

Ease of use (provide a rating of 1 = very easy to use, 5 = extremely hard to use)	2 Powtoon offers an intuitive drag-and-drop interface with pre-designed templates. Basic functions are easy to use, while more advanced animations may require some practice.
Price (put 0 for a free tool)	Free version available with limitations. Paid plans offer advanced features and removal of branding. Educational discounts are available.
Logo of the tool	 <div> THE UNIFIED AI VIDEO PLATFORM </div>
Link	https://www.powtoon.com/


26. Haiku Deck

Name	Haiku Deck
Description (up to 500 characters)	Haiku Deck is a presentation tool focused on visual storytelling. It helps users create clean, simple and visually engaging presentations using high-quality images and minimal text, making it ideal for clear and effective communication.
Keywords	Presentations, visual storytelling, design, communication
Language(s)	English and several other languages
Best suited for (name comma-separated tasks that can be achieved with the use of this tool)	Visual presentations, storytelling, classroom presentations, public speaking support
Ease of use	1

(provide a rating of 1 = very easy to use, 5 = extremely hard to use)	Haiku Deck is extremely easy to use thanks to its minimalistic interface and guided design approach.
Price (put 0 for a free tool)	Free version with limited features. Paid plans provide additional customization and export options.
Logo of the tool	
Link	https://www.haikudeck.com/


27. Lumen5

Name	Lumen5
Description (up to 500 characters)	Lumen5 is a video creation platform that transforms text content into engaging videos using artificial intelligence. It is particularly useful for creating storytelling videos from articles, scripts or presentations without advanced video editing skills.
Keywords	Video creation, storytelling, AI, multimedia, content creation
Language(s)	English (and other languages).
Best suited for	Educational videos, storytelling videos, social media videos, content summaries

(name comma-separated tasks that can be achieved with the use of this tool)	
Ease of use (provide a rating of 1 = very easy to use, 5 = extremely hard to use)	2 The platform is user-friendly and largely automated. Users can quickly create videos by following guided steps.
Price (put 0 for a free tool)	Free version available with limitations. Paid plans unlock higher quality exports and additional features.
Logo of the tool	
Link	https://lumen5.com/


28. Adobe Express

Name	Adobe Express
Description (up to 500 characters)	Adobe Express is an all-in-one design tool that allows users to create graphics, videos, web pages and presentations. It combines professional-quality results with an easy-to-use interface, making it suitable for both beginners and advanced users.
Keywords	Graphic design, video, presentations, creativity, multimedia
Language(s)	English, German, Spanish, French, Italian, Portuguese and many others
Best suited for (name comma-separated tasks that can be achieved with the use of this tool)	Presentations, social media content, digital storytelling, posters, educational materials

Ease of use (provide a rating of 1 = very easy to use, 5 = extremely hard to use)	2 Adobe Express offers templates and simple editing tools. Some advanced features may require short familiarization.
Price (put 0 for a free tool)	Free version available. Premium subscription offers advanced tools and additional assets. Educational plans are available.
Logo of the tool	 Adobe Express
Link	https://www.adobe.com/express/


29. Nearpod

Name	Nearpod
Description (up to 500 characters)	Nearpod is an interactive presentation and learning platform designed for education. It allows teachers to create or share presentations enriched with quizzes, polls, videos and collaborative activities to actively engage students.
Keywords	Interactive learning, presentations, assessment, engagement
Language(s)	English (and other languages).

Best suited for (name comma-separated tasks that can be achieved with the use of this tool)	Interactive lessons, classroom presentations, formative assessment, distance learning
Ease of use (provide a rating of 1 = very easy to use, 5 = extremely hard to use)	2 Nearpod is easy to use for basic functions. Creating advanced interactive activities may require some initial learning.
Price (put 0 for a free tool)	Free version available with limited features. Paid plans provide access to advanced tools and content libraries.
Logo of the tool	
Link	https://nearpod.com/

30. Flipsnack

Name	Flipsnack
Description (up to 500 characters)	Flipsnack is a digital publishing tool that allows users to create interactive flipbooks such as magazines, brochures and e-books. It transforms static documents into engaging, page-flipping digital publications.
Keywords	Digital publishing, e-books, magazines, interactivity
Language(s)	English (and other languages).
Best suited for (name comma-separated tasks that can be achieved with the use of this tool)	Digital magazines, e-books, portfolios, interactive reports, school projects

Ease of use (provide a rating of 1 = very easy to use, 5 = extremely hard to use)	Flipsnack offers an intuitive editor and ready-made templates. Most features are easy to use even for beginners
Price (put 0 for a free tool)	Free version available with limitations. Paid plans unlock advanced customization and publishing options.
Logo of the tool	
Link	https://www.flipsnack.com/